



LOK D SERIES

DIESEL RANGE APPLICATIONS



STANDARD FEATURES & AVAILABLE OPTIONS

Multifunction Digital Display

Quick, comprehensive monitoring of speed, hours, distance, battery, temperature, pressure, and alerts.



Safety Features


Enhanced safety: directional lights, telematics, horn and beacon, emergency stop, auto hand brake at low pressure, emergency braking, and direction change protection.

Performance Benefits


















High performance with hydraulic power steering, leaf spring suspension, reinforced railway axles, and passenger seat for maneuverability.

Options & Customizations

Versatile options: remote control, custom couplers, multiple gauge options rail short-circuit signaling, extra LED work lights, air conditioning, arctic pack, and Air Blade system



The Diesel RANGE

LOK Line	Model	Draw Bar Pull*	Max Towing Capacity**	Weight	Frame Dimensions LxWxH	Rail road
	6.110	up to 70 kN	up to 1400 t	up to 16 t	4800 mm 2500 mm 3400 mm	 
	10.170	100 kN	2000 t	20 t	4800 mm 2500 mm 3400 mm	 
	13.220	130 kN	2600 t	24 t	4800 mm 2500 mm 3400 mm	 
	16.300	160 kN	3200 t	29 t	6550 mm 2500 mm 3410 mm	 
	20.300	200 kN	4000 t	35 t	7400 mm 2500 mm 3630 mm	 
	22.520	230 kN	4600 t	40 t	7400 mm 2500 mm 3660 mm	 
	30.520	280 kN	5600 t	48 t	7400 mm 2500 mm 3660 mm	 

The rail only option is available on LOK D models upon request
 **dry sraight level track; starting peak performance

Zephir is a proud member of the Marmon Rail Group. Marmon Rail provides a variety of products and services to help solve customer's biggest challenges. Whether you need track maintenance and construction, locomotives, railcar movers, or on-site and mobile repairs, Marmon Rail and Leasing has a solution for your operation. All companies within Marmon Rail are experts in their field. We leverage our expertise to provide customers with innovative, sustainable solutions for any rail operation.

TOGETHER, WE KEEP OUR WORLD MOVING FORWARD

Industry's Most Experienced Dealer Network



- Dependable after sales service
- Service & Parts for all models of Zephir's
- Dedicated railcar mover technicians
- Customized railcar mover service vehicles
- On site or in shop service and repair
- In shop or on site Operator training
- Availability of products reduces downtime
- Machine demonstrations
- Machine safety evaluations

UNPARALLELED SERVICE AND SUPPORT

Zephir dealers provide the industry's best and most experienced sales and service support. Many of our dealers have been working with railroad shunters, specifically Zephir, since its introduction in 1969. From being there to help select the right machine for your operations, to providing knowledgeable ongoing support, Zephir dealers help keep your business on track. Our customers have reported maintaining up to 99.7% uptime due to Zephir's dependability and unsurpassed customer service